

Mercy Injury Prevention Center

1965 S. Fremons Ave., Suite 240 | Springfield, MO 65804 | 417-820-7233

mercy.net/injuryprevention

BACK COVER

Mercy is a
proud leader of
**SAFE
K:IDS**
SPRINGFIELD



Injury Prevention
Center

How to be burn free

A coloring book for kids



mercy.net/injuryprevention | safekidsspringfield.org | Check us out on Facebook

FRONT COVER

Mercy is a
proud leader of
**SAFE
K:IDS**
SPRINGFIELD



Injury Prevention
Center

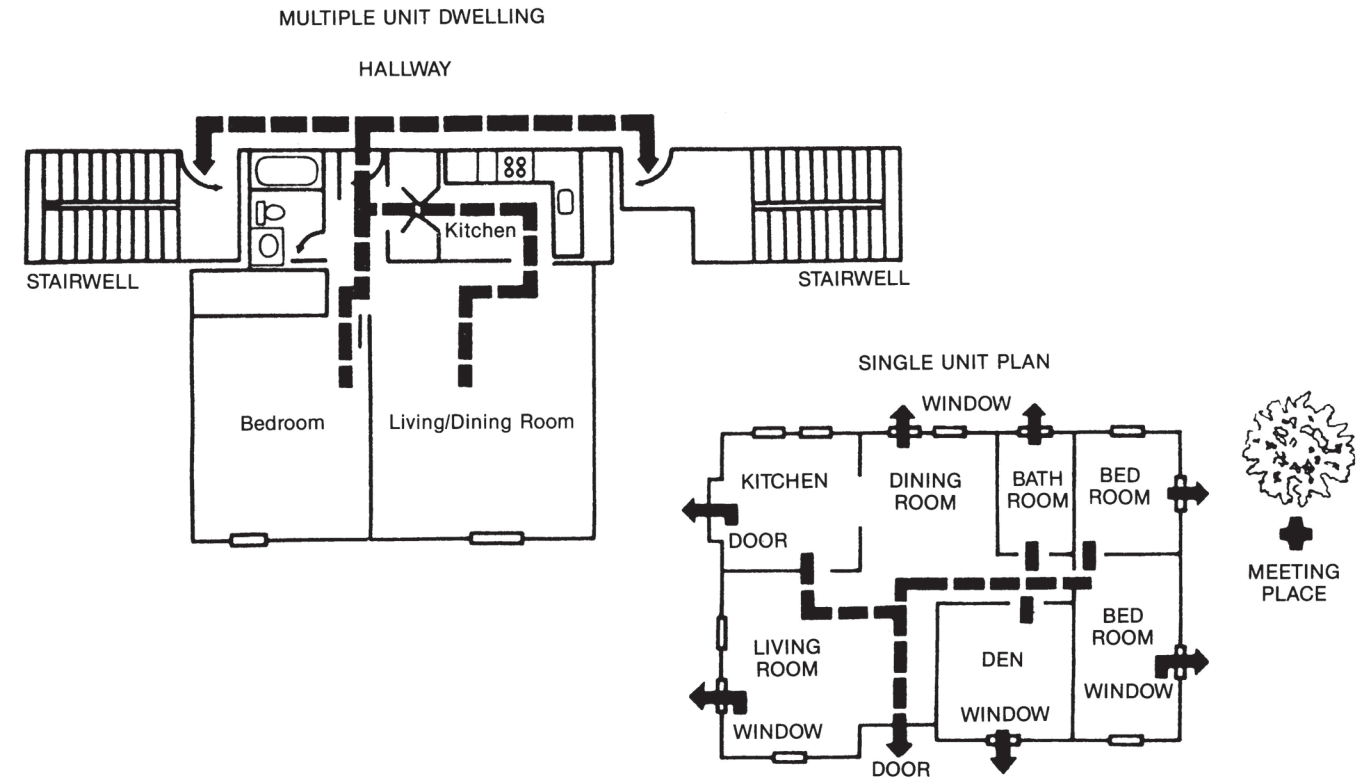



How To Be Burn Free, A Coloring Book for Kids was redesigned in memory of Josh Thompson. In 2004, Josh suffered severe burns in a gasoline explosion. Josh was hospitalized at Mercy’s Burn Center, where he received state of the art burn care. Due to the severity of his injuries, Josh died 38 days after the burn injury.

Josh’s family and friends are committed to burn prevention and have allowed Mercy to memorialize him with this educational tool.

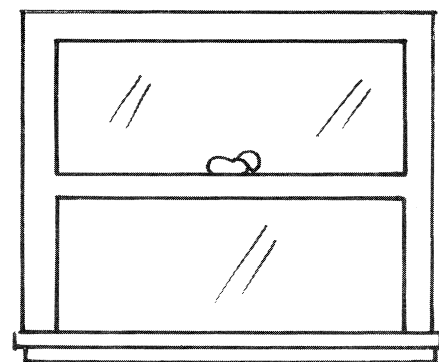
Every year, there are over 2 million reported burn injuries and 2,000 deaths in the United States. Burns are the second leading cause of pediatric trauma admission to Mercy each year. The majority of burn injuries result from the victim’s own actions. This means most burns are preventable. Please take the time to go through this book with your child. The time you spend may prevent your child from making a dangerous mistake.

If you have questions about burn prevention or to schedule a burn prevention program at your school, please call the Mercy Injury Prevention Center at 417-820-7233.

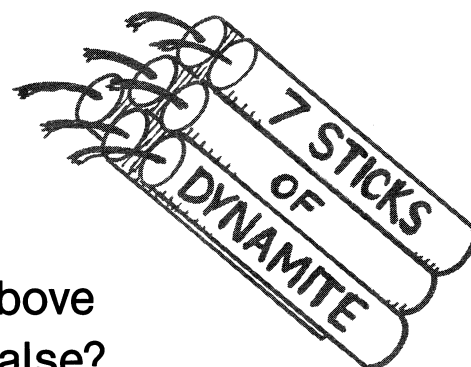
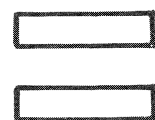




INSIDE FRONT COVER


INSIDE BACK COVER




Circle the
EXIT You
would take



is the above
true or false?




Circle what
YOU would
use if you
burned a
finger?



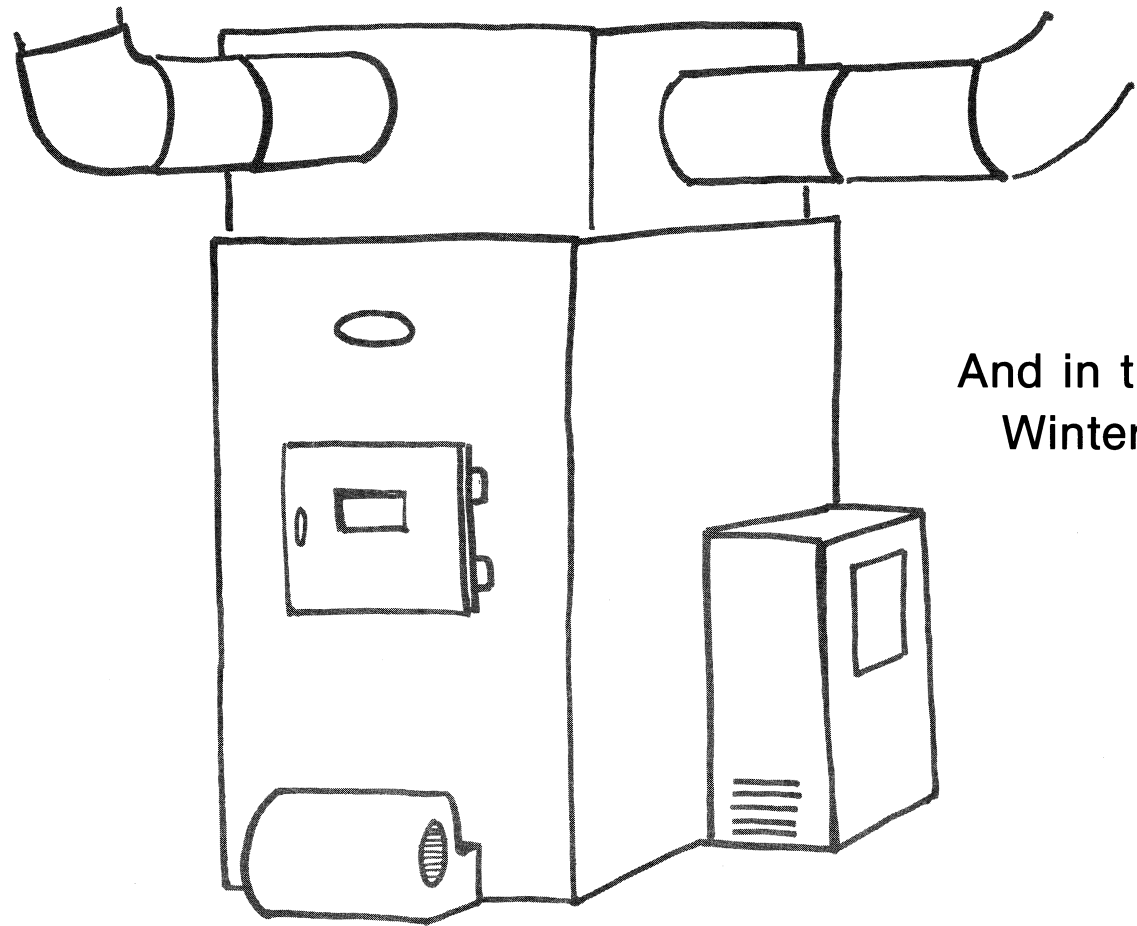
PAGE 26

Answers: window, true, cool water.




Fire is
GOOD
to cook your
FOOD...

PAGE 3

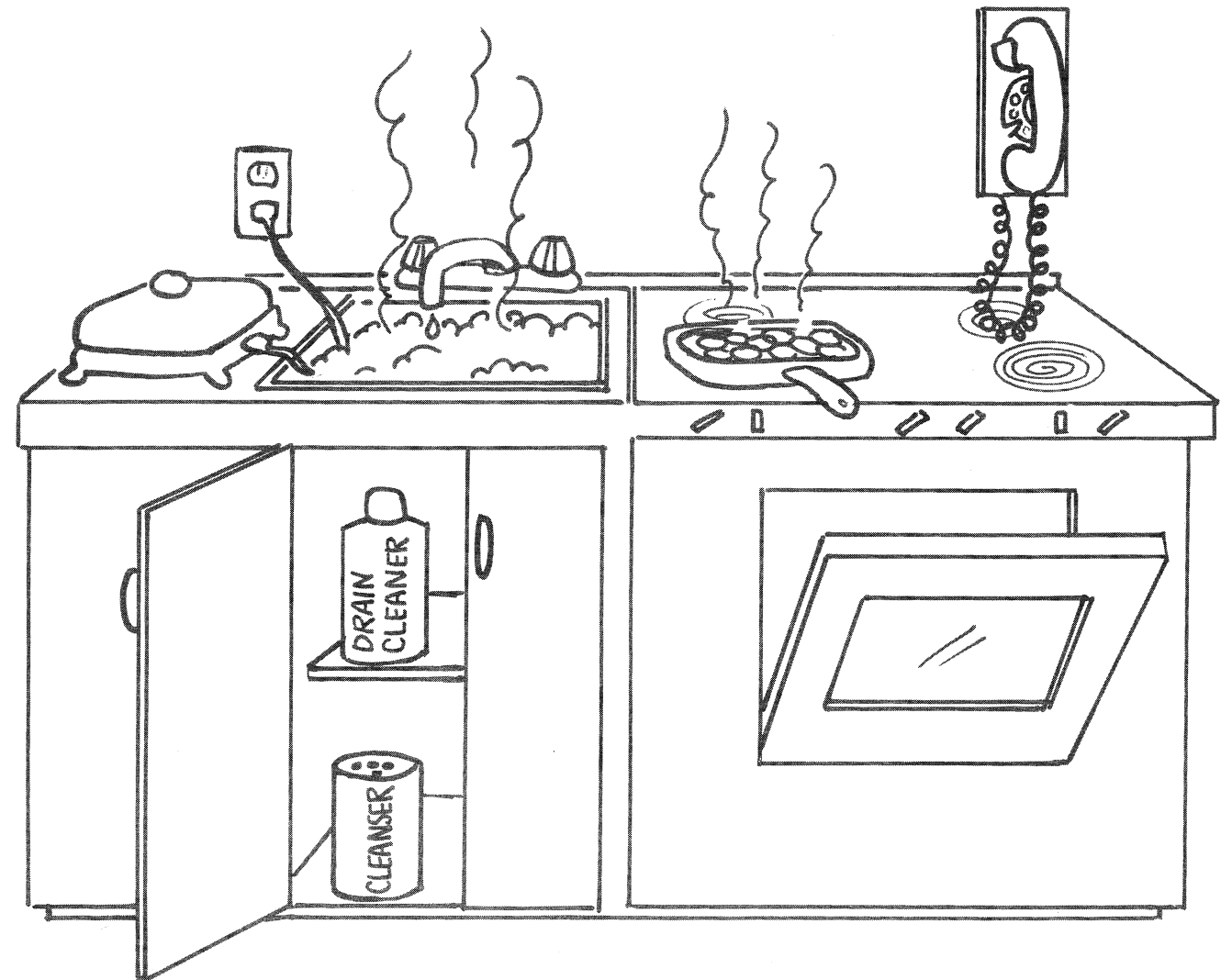


And in the
Winter

It heats
your home...



PAGE 4





Circle the 6 burn or fire hazards
in this kitchen.


PAGE 25

Answers: telephone cord on burner, skillet cord in water, hot dishwater,
pan handle sticking out, oven door open, open cabinet with chemicals,

Circle the 5 burn or fire hazards
in this bathroom.




But fire is Bad to PLAY with
So PLEASE leave it alone!



PAGE 6



PAGE 23





PAGE 22




PAGE 7

Always keep HOT
pots and pans

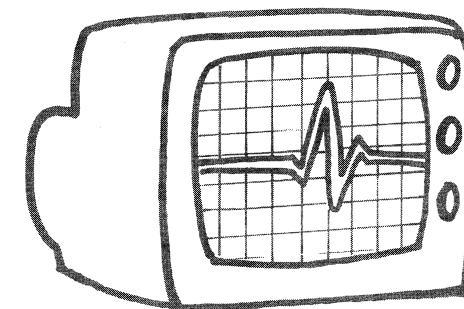


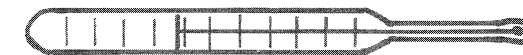
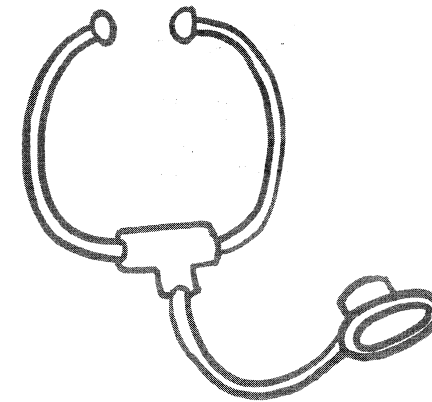


out of reach from
LITTLE HANDS



PAGE 8

This is equipment
we use in the BURN
UNIT. Have someone
help you if you need
it and draw a line
from the word
to the object
it belongs with.



monitor

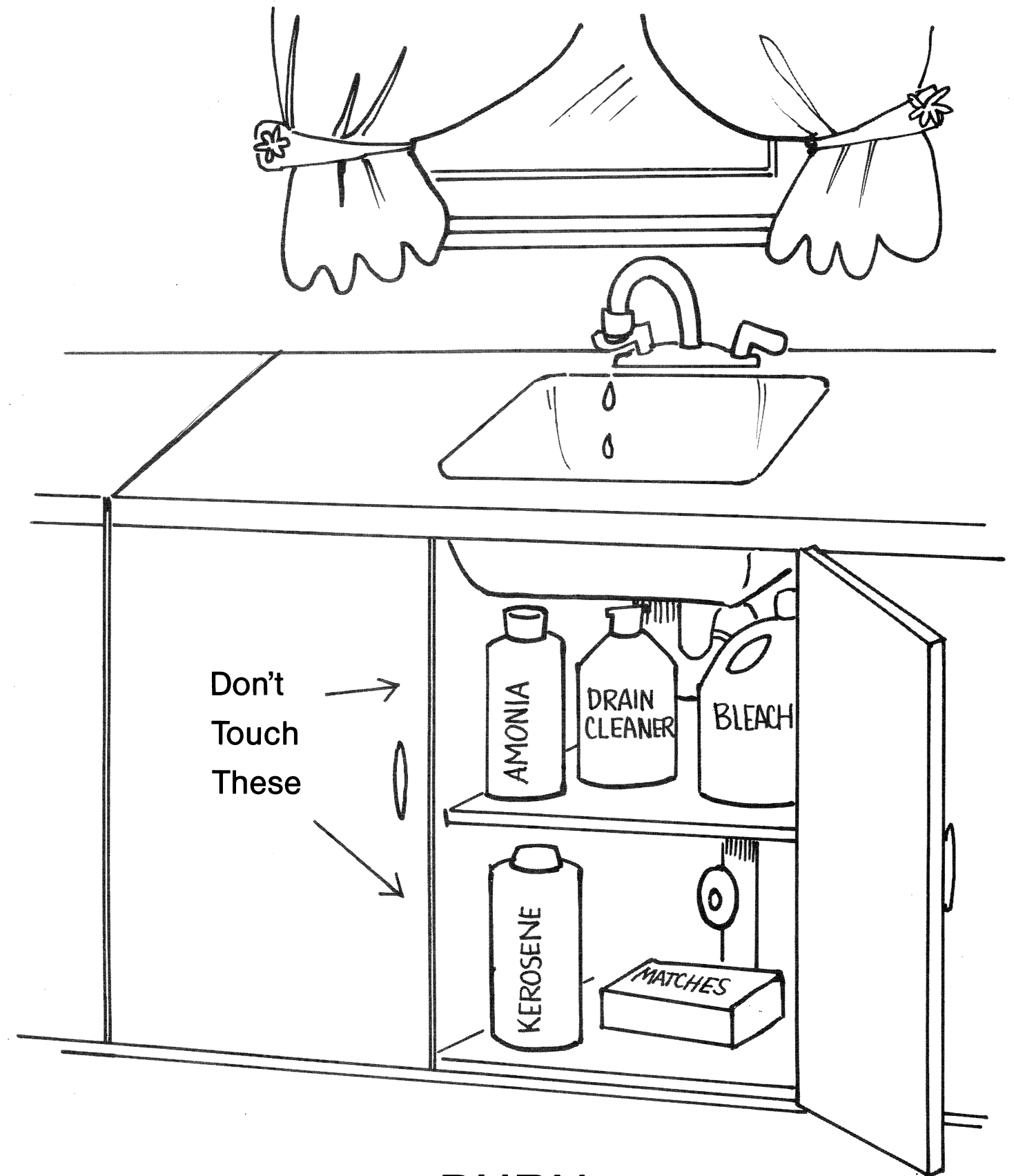

stethoscope

thermometer



ace bandage

blood pressure cuff

PAGE 21



They **BURN** too!





ALWAYS
use safety
caps on
unused
electrical
outlets!

DROP




ROLL






Always turn on the COLD
water first!

To prevent scalding



NEVER use electrical
appliances near or in WATER!



Always remember:

3

easy



2


take if your



catches



1. Stop
2. Drop and
3. Roll



The fire's HOT!
You feel the
HEAT...

So always have
a place to meet!




Fireworks light up the sky
And some make lots of noise,
But NEVER play with them alone
Because they're NOT LIKE OTHER TOYS!



...and when I smell smoke —
that's when I beep!!!

PAGE 14



When smoke
goes up —
And all about,

That's the time —
YOU CRAWL OUT!

PAGE 15